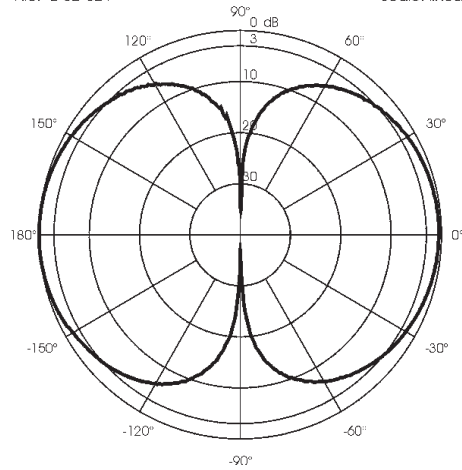


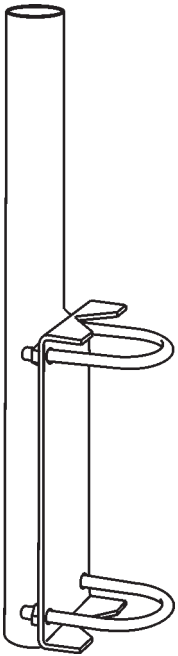
TYPICAL RADIATION PATTERN in E-plane at mid-band

File: E-02-021

Scale: linear



OPTIONAL FT-2 FIXING BRACKET



Type : Side Mast Fixing Bracket
Top Size : \varnothing 38 mm for antenna fitting
Bottom Size : \varnothing 42/50 mm for fitting on the mast
Weight (approx.) : 1100 gr
Material : Galvanized Steel

P/N 2510004.00 FT-2 Universal

GP 66-78 LB
GP 76-88 LB



Installation Manual

DESCRIPTION

1/4 λ Ground Plane wide-band antenna for base station service. It is made of aluminium and hi-quality materials to get the best efficiency and robustness. Its radial whip is earthed to be protected against the static discharges.

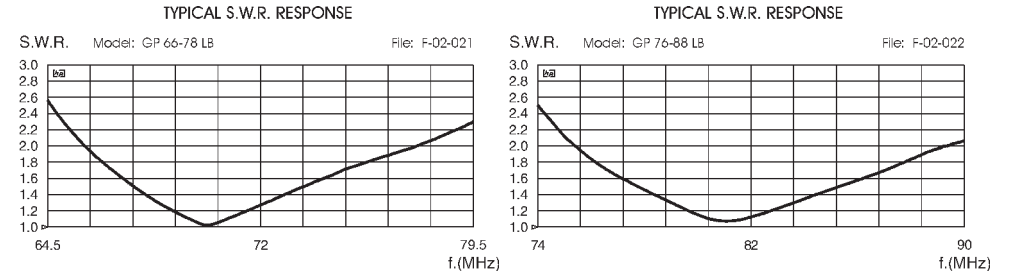
SPECIFICATIONS

Electrical Data

Type	:	1/4 λ Folded Ground Plane
Frequency Range	:	
GP 66-78 LB	:	66-78 MHz at V.S.W.R. \leq 2:1
GP 76-88 LB	:	76-88 MHz at V.S.W.R. \leq 2:1
Impedance	:	50 Ω Unbalanced
Radiation (H-plane)	:	360° Omnidirectional
Radiation (E-plane)	:	Beamwidth at -3 dB = 78°
Radiation angle deg.	:	0°
Polarization	:	Vertical
Gain	:	0 dBd - 2.15 dBi
Bandwidth at V.S.W.R. 2:1	:	
GP 66-78 LB	:	12 MHz
GP 76-88 LB	:	14 MHz
V.S.W.R. at res. freq.	:	\leq 1.2 : 1
Max Power	:	1000 Watts
Feed System / Position	:	Direct DC-Ground / Center
Connector	:	
GP 66-78 / 76-88 LB - U	:	UHF Female
GP 66-79 / 76-88 LB - N	:	N Female

Mechanical Data

Materials	:	Anodized Aluminium, Nylon, Stainless Steel
Wind Load / Resistance	:	
GP 66-78 LB	:	98 N at 150 Km/h / 130 Km/h
GP 76-88 LB	:	85 N at 150 Km/h / 160 Km/h
Wind Surface	:	
GP 66-78 LB	:	0.09 m ²
GP 76-88 LB	:	0.07 m ²
Height (approx.)	:	
GP 66-78 LB	:	1640 mm
GP 76-88 LB	:	1400 mm
Weight (approx.)	:	
GP 66-78 LB	:	1930 gr
GP 76-88 LB	:	1710 gr
Mounting Mast	:	\varnothing 36-40 mm



MOUNTING INSTRUCTIONS

